

DRESSAGE ATTIRE & EQUIPMENT

UNITED STATES EQUESTRIAN FEDERATION



©PHIL SPADDES.COM

PREPARED AND PUBLISHED BY:
UNITED STATES EQUESTRIAN FEDERATION, INC., 4047 IRON WORKS PARKWAY, LEXINGTON, KENTUCKY 40511
859 258-2472 WWW.USEF.ORG

ONE WITH THE HORSE.



UNITED STATES EQUESTRIAN FEDERATION
THE NATIONAL GOVERNING BODY FOR EQUESTRIAN SPORT

ACKNOWLEDGEMENTS

The USEF Licensed Officials/Continuing Education Department would like to thank the following for their contributions to this booklet.

United States Equestrian Federation, Inc. Dressage Committee

Janine Malone – Dressage Technical Delegate

Lisa Gorretta and Paddock Saddlery – Dressage Technical Delegate
(provided some of the digital photographs)

Copyright 2012

Do not reproduce without permission of:

United States Equestrian Federation, Inc.

4047 Iron Works Parkway

Lexington, KY 40511

www.usef.org

DRESSAGE ATTIRE AND EQUIPMENT

Introduction

The purpose of this pamphlet is to assist USEF Dressage Technical Delegates, Dressage Judges and Stewards who officiate Dressage classes at any Federation licensed competition. Officials must be familiar with DR120 and DR121 in the current USEF Rule Book, plus the accompanying photos and drawings. Illustration through photos and drawings have been used to indicate what makes a particular piece of equipment or attire legal or illegal for use at Federation licensed competitions offering Dressage classes. In no way does this booklet supercede the most current USEF Rule Book.

Bits/equipment will be on the web site as new items are reviewed plus some additional information on the new rule

Part One - Dress

DR120 Dress.

1. The dress code for Training through Fourth Levels is a short riding coat of conservative color, with tie, choker or stock tie, white or light-colored breeches or jodhpurs, boots or jodhpur boots, and protective headgear as defined in DR120.5 and in compliance with GR801. A cutaway coat (modified tailcoat) with short tails is permitted. Half chaps, gaiters and/or leggings are not allowed. Gloves of conservative color are recommended.

Exception: Riders through First Level may wear half-chaps, gaiters or leggings in solid black or brown, without fringe, matching the color of their boots, and made of smooth leather or leather-like material. The dress code for the FEI Junior Tests, FEI Dressage Tests for 4, 5, and 6-year-old horses and the USEF test for 4-year old horses is a short riding coat of conservative color, with stock or tie, breeches, and protective headgear as defined in DR120.5 and in compliance with GR801. A dark tailcoat is also permitted for the FEI Junior Tests. The dress code for FEI Pony Riders is dark coat or club uniform coat, breeches or jodhpurs, white shirt with tie or hunting stock, gloves, boots and protective headgear as defined in DR120.5 and in compliance with GR801. Spurs are optional for all of the FEI Pony and Junior Tests, FEI Dressage Tests for 4, 5, and 6-year-old horses and the USEF test for 4-year old horses. (See DR120.8)

Half chaps, shown below, ARE ONLY allowed in competition through First Level, except with a Dispensation Certificate. They are permitted in warm-up.

2. For all tests above Fourth Level, the dress code is: a dark tailcoat with top hat or protective headgear, or a dark jacket with a bowler hat, hunt cap or protective headgear, and white or light colored breeches, stock or tie, gloves, and black riding boots. Exception: All riders under age 18 competing in any FEI level or test must wear protective headgear as defined in DR120.5 and in compliance with GR801. Spurs are mandatory for FEI tests (except as noted above under DR120.1). (See DR120.8)

3. At all test levels, riders may wear jackets in other colors within the international HSV color scale, as described in FEI Dressage Regulations, Art. 427.1. Contrast coloring and piping is allowed. Hats, stocks, ties, gloves and riding boots may be the same color as the coat. For Grand Prix Freestyle only: any single color tailcoat will be allowed; striped or multi-colored coats are not permitted, and tasteful and discreet accents, such as a collar of a different hue or modest piping or crystal decorations, are acceptable.



4. Members of the Armed Services and police units may ride in the uniform of their service. All riders under age 18 and all riders while on horses competing in national level tests, who choose to wear Armed Services or police uniform, must wear protective headgear as defined in DR120.5 and in compliance with GR801. Other riders choosing to wear Armed Services or police uniform must wear the appropriate military/police cap or hat for their branch of service, or protective headgear.

5. At any time while mounted on the competition grounds, all riders under age 18, all riders while on horses competing in national level tests, all riders competing in Para-Equestrian tests, and all riders while on non-competing horses, must wear protective headgear as defined by this rule and otherwise in compliance with GR801. When a horse is competing in both national and FEI levels or tests (e.g. Fourth Level and PSG), the rider must wear protective headgear at all times when mounted on that horse on the competition grounds and during all tests. Any rider violating this rule at any time must immediately be prohibited from further riding until such headgear is properly in place. Any other exhibitor may wear protective headgear at any level of competition without penalty from the judge. Protective headgear is defined as a riding helmet which meets or exceeds ASTM (American Society for Testing and Materials)/SEI (Safety Equipment Institute) standards for equestrian use and carries the SEI tag. The harness must be secured and properly fitted. Unless jackets are waived, while in the competition ring, exhibitors wearing protective headgear must wear a short, dark jacket, dark tailcoat (only permitted for tests above Fourth Level), or Armed Services or police uniform (if eligible), dark hatcovers (where applicable) and must otherwise conform to DR120 (see GR801).



Whips are measured from the outside of the butt end to the end of the lash. Whips used in schooling are measured the same way.

6. One whip no longer than 47.2 inches (120 cm), including lash may be carried in all classes except USEF/USDF Championships, USEF National Dressage Championships, USEF High Performance Championships, USEF High Performance qualifying and selection trials, and observation classes. (Exception:

Competitors riding sidesaddle may carry a whip no longer than 47.2 inches (120 cm), including lash, in USEF/USDF Championships.) One whip no longer than 47.2 inches (120 cm), including lash may be carried in all qualifying classes (including NAYRC and NAJC) unless such use is otherwise prohibited by FEI or Federation rules or selection procedures for the classes. *However, when a whip is permitted for FEI Pony Tests, the maximum length is 100 cm (1 meter). BOD 1/14/12 Effective 2/1/12* An adjustable-length whip may not be carried by a mounted rider.

7. In extreme heat and/or humidity in all classes including FEI classes at National Competitions, management can allow competitors to show without jackets. However, competitors must wear a regulation hat and solid or nearly solid colored long or short sleeved shirt with collar, without neckwear, and without decoration except as described under .12 below. T-shirts are not permitted. Members of the Armed Services or police units may wear summer uniforms.





The above spur is NOT LEGAL except with an appropriate Dispensation Certificate.



The above spur is legal except in the FEI Pony Tests, since the length of the shank exceeds 3.5 cm. *Effective 4/1/12*



Spur with hard plastic knobs - LEGAL. The color of the plastic is not a factor, although they must be smooth.



A roweled spur is legal as long as the rowels are blunt/smooth and free to rotate. Inside arms of the spur must be smooth. *Exception: no rowels allowed for FEI Pony Tests. Effective 4/1/12*

Rowels with sharp points are not allowed.

8. Competitors will be allowed to wear a hat cover and a transparent or conservative color rain coat in inclement weather.

9. Spurs must be made of metal. The shank must be either curved or straight pointing directly back from the center of the spur when on the rider's boot. If the shank is curved, the spurs must be worn only with the shank directed downwards. However, swan necked spurs are allowed. The inside arm of the spur must be smooth and one or both arms may have rubber covers. If rowels are used, they must be blunt/smooth and free to rotate. Only blunt/smooth rowels are permitted in USEF High Performance Championships, USEF High Performance qualifying and selection trials, and observation classes. Metal spurs with round hard plastic knobs on the shank are allowed ("Impuls" spur). "Dummy" spurs with no shank are also allowed. Only blunt metal spurs, i.e. with no rowels, no longer than 3.5 cm are permitted for FEI Pony Rider tests. This restriction also applies to warm-up and training areas, as well as during competition. Offset spurs without rowels are only permitted for riders having an appropriate Dispensation Certificate.

10. Riders in USDF Pas de Deux and Quadrille classes are exempt from the dress code requirements of DR120.1-4, except that headgear and boots as required in DR120.1-4 must be worn. Riders must follow the dress requirements outlined in the USDF Rules and Guidelines for Quadrille Competitions and for Pas de Deux.



GR801 Dress

4. Any exhibitor may wear protective headgear (ASTM/SEI) and/or a protective safety vest, specifically designed for use in equestrian sport in any division or class without penalty from the judge. The Federation recommends that the vest meet or surpass the current ASTM standard or be certified by the Safety Equipment Institute.

11. Individuals holding Federation Dispensation Certificates may be allowed exceptions, i.e.; gloves not required if unable to wear them, half-chaps and black or brown riding shoes with heels. If dispensation for modified shoes or boots is given, safety stirrups are required. Riders may also be given dispensation for modified gloves, hand weights and arm belts. All exceptions to required dress must be listed on the rider's Dispensation Certificate which must be submitted with the show entry and attached to the test sheets.

12. When the only warm-up available is open to all horses and riders, riders with safety concerns are encouraged to wear an orange vest.

13. Cooling vests may be worn underneath a riding jacket. If coats are waived, a solid-colored cooling or lightweight vest may be worn over a riding shirt as specified in DR120.6.

14. When sponsorship is permitted in accordance with GR1306, the name and/or logo of the individual's sponsor(s) may appear on each of the two sides of jackets or top garments at the height of breast pockets not exceeded 80 cm² in size. Logos described under DR121.1 are also permitted as above.

15. Earphones and/or other electronic communication devices are strictly prohibited while competing and such usage is penalized by elimination. Earphones or similar devices are permitted during training and warm-up.

Part Two - Saddlery and Equipment

DR121 Saddlery and Equipment

1. An English type saddle with stirrups is compulsory for all tests and classes other than FEI tests. An English type saddle may be constructed with or without a tree but cannot have a horn, swell, gallerie, or open gullet. Australian, Baroque, Endurance, McClellan, Spanish, Stock, or Western saddles are not permitted nor are modified versions of these saddles (exception: competitors with a current approved Federation Dispensation Certificate). A Dressage saddle which must be close to the horse and have long, near-vertical flaps and stirrups is compulsory for FEI tests. Saddle pads are optional, but should be white or of conservative color. English-style stirrups, without attachments, or safety stirrups are compulsory. While present in the competition area and during prize-giving ceremonies, and when sponsorship is permitted in accordance with GR1306, the name and/or logo of the individual's sponsor(s) may appear on a surface area not exceeding 200 cm² (i.e., the length around the perimeter of the logo must not exceed 22.6 inches) on each side of the saddle cloth. Breed logos (for horses registered with that breed), national flags (for citizens of that country), and riding club/business/farm names or logos (used with permission of riding club/farm/business owner) and USEF or USDF names or logos (used with permission of USEF or USDF, respectively) are also permitted and must have the same specifications as sponsor logos. No other advertisement or publicity is permitted on saddle cloths or horses.


HINT: To easily determine if the surface area fits the limit of 200 cm², convert the dimensions of the logo to metric. (1" = 2.54 cm) BEFORE calculating the area.

Example 1: logo measuring 4" x 6" converts to 10.16cm x 15.24 cm = 154.84 cm²

Example 2: logo measuring 5" x 6" converts to 12.70cm x 15.24 cm = 193.70 cm²

If square, a 200 cm² logo would be 5.65" x 5.65". The perimeter of a logo of 200 cm² would measure a bit over 22 inches (ie, 4 x 5.65 = 22.6).

Both examples would be a legal size logo for each side of a saddle pad used in competition. Beware of obviously illegal logos -- smiley face, Hanoverian logo pad on a leopard appalosa, etc.



Photos of a Crescent noseband both off and on a horse -- allowed with a snaffle bridle in National level classes only.

NOTE: The Crescent noseband may not be used in any FEI classes.



Photos of a Kinton noseband both off and on a horse.

NOTE: The Kinton noseband is NOT legal for use in dressage.

2. For Training, First and Second Level tests and FEI Pony tests, a plain snaffle bridle is required with a regular cavesson, a dropped noseband, a flash noseband (a combination of a cavesson noseband and a dropped noseband attachment) or a crossed noseband. Except for the FEI Pony tests, a crescent noseband is also permitted at these levels. Except for the crescent noseband, buckles and a small disk of sheepskin, which may be used in the intersection of the two leather straps of a crossed noseband, the headstall and cavesson/noseband of the bridle must be made entirely of leather or leather-like material. A padded cavesson/noseband and crownpiece are allowed. A browband is required, and except for the parts that attach to the crownpiece or headstall, is not required to be made of leather or leather-like material.
3. For Federation Third and Fourth Level tests same as (2) above, or a simple double bridle (bridoon [snaffle] and bit [curb] and curb chain, cavesson noseband only). The curb “chain” can be made of metal, leather or rubber. A lip strap and rubber or leather cover for curb chain are optional.
4. For FEI tests ridden at national competitions, a plain snaffle bridle or simple double bridle may be used, as described above in DR121.2-.3. However, for USEF High Performance qualifying and championship classes, USEF Young Adult qualifying and championship classes, NAJYRC qualifying classes, USEF Junior qualifying and championship classes, and USEF Young Rider qualifying and championship classes, a double bridle is mandatory. Only snaffles, curbs and bridoons pictured under Figure 1-B are permitted in FEI tests. For the FEI Dressage Tests for 4, 5, and 6-year-old horses and the USEF Dressage Test for 4-year old horses, a plain snaffle bridle is required, as above (DR121.2). However, when a snaffle is used

in FEI tests, a crescent noseband is not permitted and a snaffle is required as described in Figure I and as pictured in Figure 1B. In addition to the crescent noseband, the crossed (figure-8, Mexican) noseband is not permitted for the FEI Dressage Tests for 4, 5, and 6-year-old horses and the USEF test for 4-year old horses.

5. Riders competing only in FEI Para-Equestrian tests may use either a plain snaffle bridle or simple double bridle. Riders competing in both FEI Para-Equestrian tests and USDF or USEF tests at the same competition must use a plain snaffle bridle at Grades 1a-Grade III levels. A double bridle may be used in warm-up and while competing only at the Grade IV level.


6. Only those bits listed with Figure 1 are allowed. At any level of competition, a cavesson or both parts of a flash noseband may never be so tightly fixed that it causes severe irritation to the skin, and must be adjusted to allow at least two fingers under the noseband on the side of the face under the cheekbone. Cavesson nosebands may be used with a chin pad. At any level of competition, a browband may be multicolored and may be decorated with metal, beads, gemstones and crystals.

7. Martingales, bit guards, any kind of gadgets (such as bearing, side, running, balancing reins, nasal strips, tongue tied down, etc.), any kind of boots (including “easy-boots”) or bandages (including tail bandages) and any form of blinkers, ear muffs or plugs, nose covers, seat covers, hoods are, under penalty of elimination, strictly forbidden. Shoes with or without cuffs that are attached with nails or glue and that do not extend past the hair line of the hoof are permitted. Fly hoods (ear covers) will only be permitted in order to protect horses from insects. The fly hoods should be discreet and should not cover the horse’s eyes, and will only be permitted in extreme cases at the discretion of the presiding judge(s). Permission must be granted prior to the class and applies to all competitors in the class. However, leg bandages are allowed in Pas de Deux and Quadrille classes. A breastplate and/or crupper may be used, except that a breastplate is not permitted in USEF High Performance Championships, USEF High Performance Qualifying and Selection Trials, and Observation classes. A rein is a continuous, uninterrupted strap or line from the bridle bit to the hand. Rein additions or attachments are not permitted. Each bit must be attached to a separate rein and reins may only be attached to bits. Any decoration of the horse with extravagant items, such as ribbons or flowers, etc. in the mane, tail, etc., is strictly forbidden. Braiding of the horse’s mane and tail, however, is permitted. False tails are permitted and if used may not contain any metal parts.

8. The above restrictions (1-7) apply to warm-up and other training areas, however, running martingales (only with snaffle rein of plain snaffle bridle), boots, bandages (without magnets) and ear muffs are permitted. (Exception: running martingales and ear muffs are not permitted for horses entered in USEF High Performance qualifying and selection trials, and observation classes). However, noise cancelling ear muffs are permitted at prize-giving ceremonies for horses competing at any level, including High Performance classes. Fly hoods (ear covers) that do not cover the horse’s eyes are permitted in warm-up and other training areas and cannot be used for masking noise cancelling earplugs. Single direct side reins or double sliding side reins (triangle reins) are permitted only when lungeing (mounted or unmounted). Double sliding side reins may be attached to the saddle or surcingle and girth as pictured below, or both ends of each rein may be attached to the saddle, surcingle and/or girth. Only one lunge line is permitted only while lungeing. Driving or long lining is prohibited. A single



direct side rein is defined as an auxiliary rein affixed to the bit and to the girth, saddle or surcingle on the side of the horse (not between the legs). A lunge line must attach only to the snaffle bit of the bridle, halter or cavesson and go directly to the hand of the longeur. Horses competing at Third Level and above may be warmed up in either snaffle or a double bridle. (Exception: For breed-restricted Arabian competition see Chapter AR, Subchapter AR-12). A running martingale consists of a divided strap attached to the girth or breastplate (at the front of the horse's chest); the extension of each strap must be connected from the point of division only to the rein on the same side and must be free to slide. The rings through which the reins slide may not be connected to a neck strap.



Double sliding side reins (triangle/dreieck zügel)

9. Ring stewards appointed by competition management must check saddlery and inspect bits and spurs on both sides of the horse for at least one-third of the horses in each class. Inspection of saddlery and bits must be done at the direction of the technical delegate. Inspection of saddlery and bits must be done immediately as the horse leaves the arena. (See DR126.11) The checking of the bridle must be done with the greatest caution, as some horses are very touchy and sensitive about their mouths. Bit inspectors must use a new disposable protective glove for each horse. The responsibility for the correct attire and equipment, however, still rests with the competitor. When communicable disease is a concern, any deviations to established saddlery inspection protocol must be approved by the USEF Dressage Department prior to the competition.

10. The following whips are permitted for schooling only: One whip no longer than 47.2 inches (120 cm), including lash, may be carried by the rider when mounted. One lungeing whip is permitted only when lungeing. There is no restriction on the length of whip permitted for working a horse in hand. One whip no longer than 47.2 inches (120 cm) including lash may be carried in all classes except USEF/USDF Championships, USEF National Dressage Championships, USEF High Performance Championships, USEF High Performance qualifying and selection trials, and observation classes. (Exception: Competitors riding sidesaddle may carry a whip no longer than 47.2 inches (120 cm), including lash, in USEF/USDF Championships.) One whip no longer than 47.2 inches (120 cm), including lash may be carried in all qualifying classes (including NAYRC and NAJC) unless such use is otherwise prohibited by FEI or Federation rules or selection procedures for the classes. *However, when a whip is permitted for FEI Pony Tests, the maximum length is 100 cm (1 meter).* BOD 1/14/12 Effective 2/1/12 An adjustable-length whip may not be carried by a mounted rider.

11. Numbers must be worn at all times when a horse is being exercised or ridden.
12. Individuals holding a Federation Dispensation Certificates, a USEF Para-Equestrian Classification Card or International Para-Equestrian Classification card may use special saddlery and equipment as specifically listed on their Certificate or card. The following equipment is permitted if listed on the Certificate:
 - a. Any well fitted saddle that is suited to the needs of the rider.
 - b. Devonshire, western, or oxbow stirrups, tethers from stirrups to girth; seat covers; velcro and rubber bands (provided the equipment allows the rider to fall from the horse). Break-away safety stirrups are required if the rider's feet are secured into the stirrups and shoes with distinguishable heels must be worn.

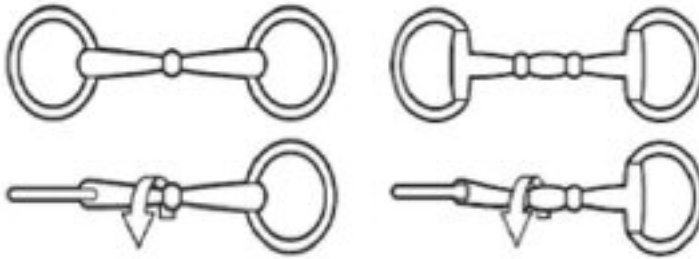
<p>LEFT: Oxbow stirrup</p> <p>RIGHT: Devonshire stirrup</p> <p>Either stirrup is allowed only if stated on a dispensation certificate.</p>



- c. Except for sidesaddle, either two stirrups or no stirrups must be used, unless rider has one leg and no prosthesis on the other leg.
 - d. Adapted or bridged reins. If the rein is not to be used in a conventional manner, it must be in as straight a line as possible from the normal hand position (as described in DR117) to the horse's mouth.
 - e. One or two whips, not to exceed 4' in length.
13. Horses may only be exercised and ridden in management-designated areas on the competition grounds.
14. The following rules apply exclusively to USEF High Performance qualifying and selection trials, and observation classes:
 - a. Upon arrival on the showgrounds, only the rider when riding, walking, leading or lungeing a horse (lunge whip allowed), is allowed to carry a whip (maximum 120 cm) anywhere on the show ground. The groom may also walk, lead and lunge a horse as above. Other parties are allowed to carry a whip, provided it is not in connection with the training of the horse. Under no circumstances is it allowed to school the horses in the stables.
 - b. The whip must be dropped before entering the space around the competition arena or the rider will be penalized for an error (see DR122.5h).
 - c. The following bits are permitted for use either as a snaffle or bridoon.



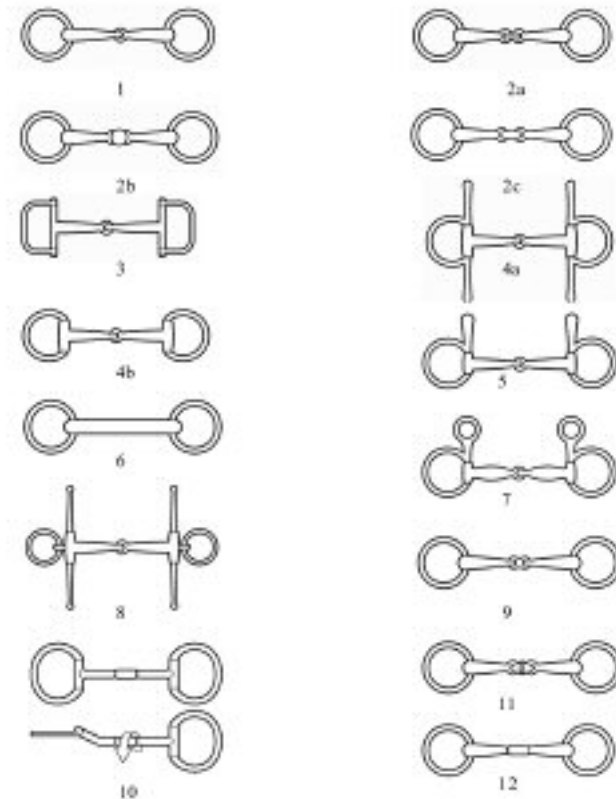
Snaffle or bridoon rotary bit with rotating middle piece.



15. The provisions of DR121 apply to both competing and non-competing dressage horses from the time horses are admitted to the grounds which are designated for the Dressage Competition.

A. PERMITTED SNAFFLES* (*Bits pictured and described below are required for all tests and classes at Second Level and below and optional in Third and Fourth Level Tests.*)

The center link may be tilted at a different orientation from the mouthpiece but MUST have rounded edges



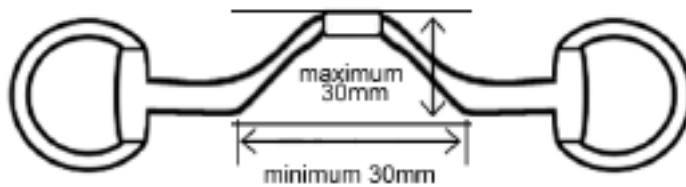
- | | |
|------------------------------------------------------------------------------------------------------------------------------------------------------------------------------------------------------------------------------------------------------------------------------------------------------------------------------------|-------------------------------------------------------------------------------------------------------------------------------------------------------------------------------------------------------------------------------------------------------------------------------------------------------------------------------------------------|
| <p>1. Ordinary snaffle with single-jointed mouthpiece.</p> <p>2. (a, b, c) Double-jointed snaffles.</p> <p>3. Racing snaffle (D-ring).</p> <p>4. Snaffle. a) with cheeks, with or without keepers.
b) without cheeks (Egg-butt).</p> <p>5. Snaffle with upper or lower cheeks.</p> <p>6. Unjointed snaffle (Mullen-mouth).</p> | <p>7. Snaffle with cheeks. (Hanging or drop cheek; Baucher). This may be a D-ring or other ordinary snaffle as pictured in Nos. 1-6.</p> <p>8. Fulmer.</p> <p>9. French snaffle.</p> <p>10. Snaffle with rotating mouthpiece (Myler Level 1 and Level 2).</p> <p>11. Snaffle with rotating middle piece.</p> <p>12. Happy Mouth with roller</p> |
|------------------------------------------------------------------------------------------------------------------------------------------------------------------------------------------------------------------------------------------------------------------------------------------------------------------------------------|-------------------------------------------------------------------------------------------------------------------------------------------------------------------------------------------------------------------------------------------------------------------------------------------------------------------------------------------------|

**Snaffle bits must be smooth with a solid surface. Twisted and wire bits are prohibited. A mouthpiece with more than one rolling part is prohibited. Bits may be made with a rubber or plastic covering, but the bit may not be modified by adding latex or other material. Bits with mouthpieces made of synthetic material are permitted, provided that the contours of the bit conform to the contours of one of the bits pictured above. Flexible rubber or synthetic mouthpieces are permitted. A double jointed bit or snaffle with rotating mouthpiece may be shaped to allow tongue relief. The maximum height of the deviation is 30mm from the lower part of tongue side to the highest part of the deviation. The widest part of the deviation must be where the mouthpiece contacts the tongue and must have a minimum width of 30 mm. (See illustration below.) The mouthpiece of a jointed or unjointed snaffle may be shaped in a slight curve within the dimensions specified above, but other ported snaffles are prohibited. The mouthpiece of a snaffle may have up to two joints. A bushing or coupling is permitted as the center link in a double jointed snaffle, however, the surface of the center piece must be solid with no moveable parts, except as pictured above. The center link may be tilted in a different orientation from the mouthpiece but must have round-*

ed edges. The diameter of the snaffle mouthpiece must be minimum 10 mm diameter at rings or cheeks of the mouthpiece (exception: for ponies, the diameter may be less than 10 mm). Any bit combining a mouthpiece with any cheekpiece pictured above is permitted. The type of bit should not vary from those pictured above except where specified, and bits should be attached only as pictured in diagram. A cavesson, dropped, crossed or flash noseband is allowed when a snaffle bridle is used in warmup or competition, except as prohibited for some tests.

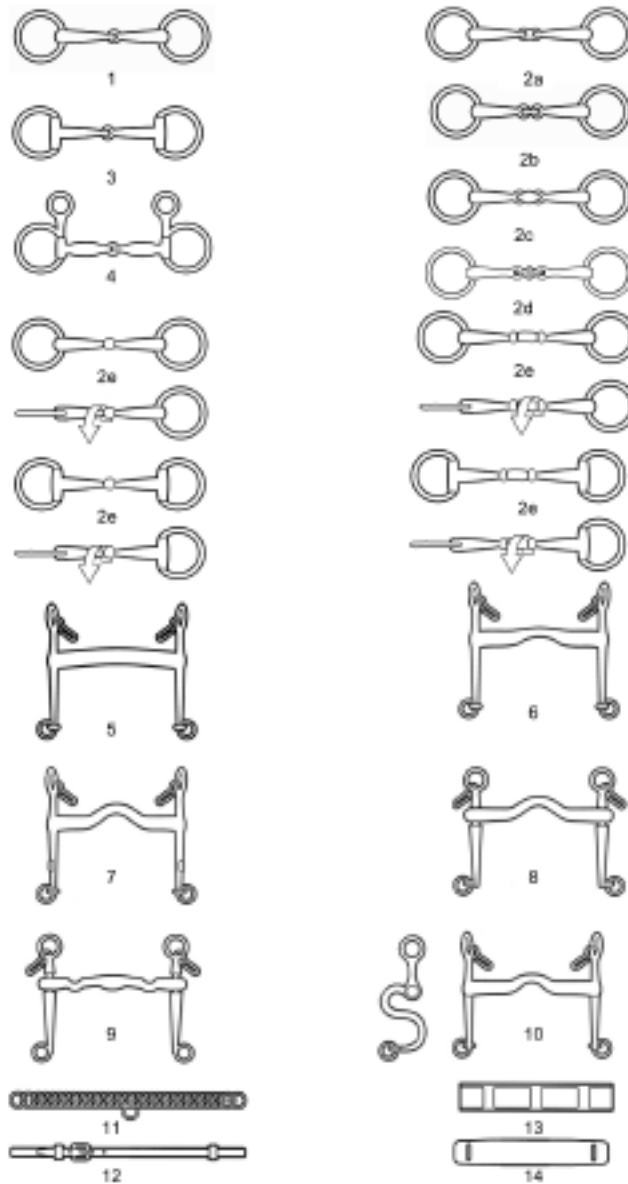
Correct measurement of tongue relief:

A double jointed bit or snaffle with rotating mouthpiece may be shaped to allow tongue relief. The mouthpiece of a jointed or unjointed snaffle may be shaped in a slight curve with the minimum dimensions specified above, but other ported snaffles are prohibited.



B. PERMITTED BRIDOOON, CURB AND SNAFFLE BITS (*Bits pictured and described below (under #1 and 2 below) are required for FEI Tests. Bits pictured and described under #1 below are optional in Third and Fourth Level Tests*)

1. Double bridle (Bridoon and Curb) bits



Bridoons:

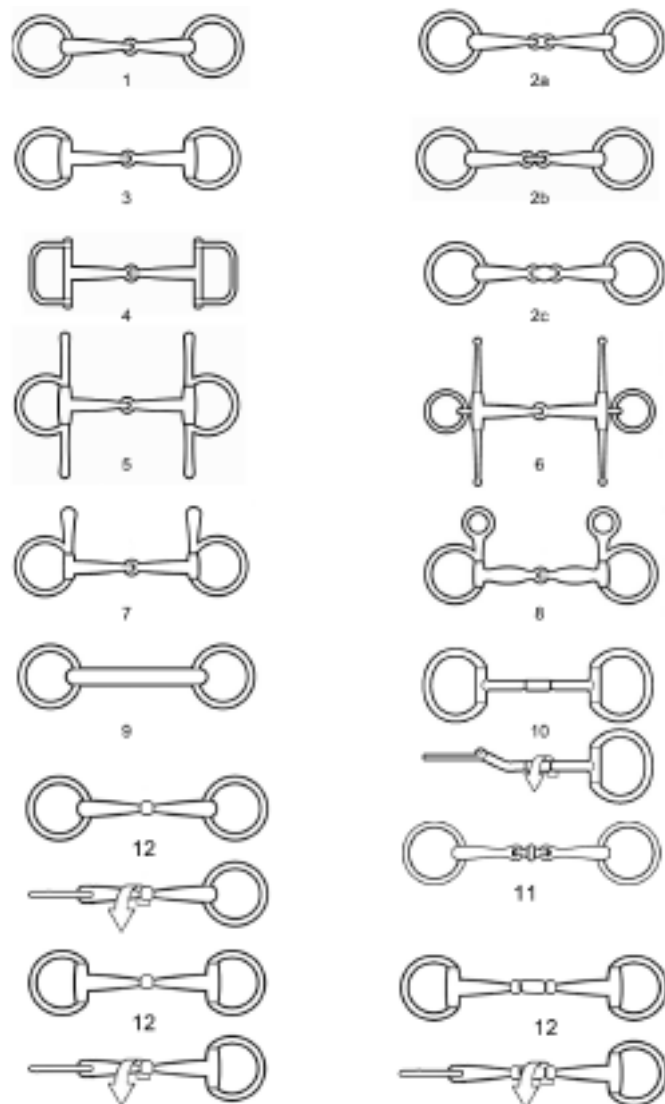
1. Loose ring bridoon bit.
2. a.b.c. Bridoon bit with jointed mouthpiece where the middle piece should be rounded. (Note: A Dr. Bristol bit is not permitted.) Eggbutt sides are also allowed.
3. Egg-butt bridoon bit.
4. Bridoon bit with hanging cheeks.

Curbs:

5. Half-moon curb bit.
6. & 7. Curb bit with straight cheeks and port.
8. Curb bit with port & sliding mouthpiece (Weymouth)
A curb bit with rotating lever arm is also allowed.
9. Variation of bits Nos. 6, 7 & 8.
10. Curb bit with S-curved cheeks.
11. Curb chain (metal or leather or a combination).
12. Lip strap.
13. Leather cover for curb chain.
14. Rubber cover for curb chain.

** Curb chain books can be fixed or not fixed.*

2. Snaffle bridle bits.

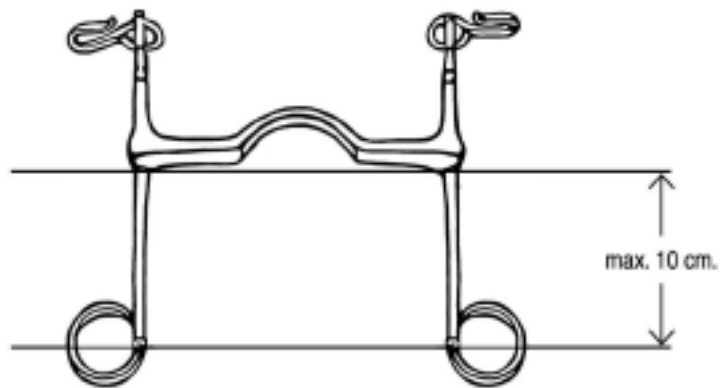


- | | |
|---------------------------------------------------------------------------------|-----------------------------------------------------------------------------------|
| 1. Loose ring snaffle. | 8. Hanging cheek snaffle. |
| 2. a.b.c. Snaffle with jointed mouthpiece where middle piece should be rounded. | 9. Straight bar snaffle. Permitted also with mullen mouth and with eggbutt rings. |
| 3. Egg-butt snaffle. | 10. Snaffle with rotating mouthpiece. |
| 4. Racing snaffle (D-ring). | 11. Snaffle with rotating middle piece |
| 5. Egg-butt snaffle with cheeks. | 12. Snaffle or bridoon rotary bit with rotating middle piece |
| 6. Loose ring snaffle with cheeks (Fulmer). | |
| 7. Snaffle with upper cheeks only. | |

** Bits pictured under B1 or B2 are required in FEI Tests. Bits must be smooth with a solid surface. A bridoon is defined as a snaffle bit used together with a curb bit to form a double bridle. Bits (including curb and/or bridoon bits of a double bridle) must be made of metal or rigid plastic and may be covered with rubber (in manufactured state); flexible rubber bits are not permitted. The lever arm of the curb bit is limited to ten centimetres (10 cm) (length below the mouth piece). The upper cheek must not be longer than the lower cheek. The snaffle or bridoon mouthpiece must be minimum 10 mm diameter at the rings or cheeks of the mouthpiece. The diameter of the curb mouthpiece must be minimum 12 mm at the cheeks of the mouthpiece. Snaffles used in Young Horse classes must have a*

minimum diameter of 14 mm. The type of bit should not vary from those pictured below except where specified, and bits should be attached only as pictured in diagram. FEI Level horses may be warmed up only in a double bridle (with both bit and/or bridoon made of metal or rigid plastic) or a metal or rigid plastic snaffle pictured under B. A cavesson, dropped, crossed or flash noseband is allowed when a snaffle bridle is used in warmup or competition, except as prohibited for some tests. Curb chain hooks can be fixed or not fixed.

Note: For FEI tests ridden at national competitions, a plain snaffle bridle or simple double bridle may be used, as described in DR121.2-.3. However, for USEF High Performance qualifying and championship classes, USEF Young Adult qualifying and championship classes, USEF Junior qualifying and championship classes, USEF Young Rider qualifying and championship classes, and NAJYRC qualifying classes, a double bridle is mandatory.



Permitted Nosebands And Bridles:

1. Dropped noseband



2. Cavesson noseband



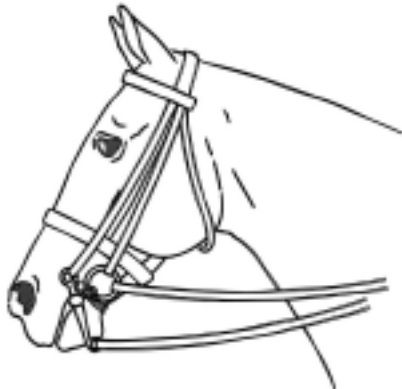
3. Flash noseband



4. Mexican (crossed figure-8) noseband



1, 3 and 4: These nosebands are not permitted when a double bridle is used.




Double bridle with cavesson noseband,
bridoon bit and curb with curb chain



5. Combined noseband (no throatlatch). Permitted for use at any level (including USEF High Performance classes) and in warm-up with either a snaffle or double bridle, as appropriate for the level. When used as a double bridle, the lower strap of the noseband (flash attachment pictured with the snaffle), is not permitted.

6. Micklem Bridle. Permitted for use at any level where snaffles are permitted. Not permitted for use as a double bridle. Bit clips may not be used with this bridle.



How to properly check Dressage bits.

The process of checking bits must be done carefully and professionally. Safety, comfort, and cleanliness are all important. Ring stewards appointed by competition management must check saddlery and inspect bits and spurs on both sides of the horse for at least one-third of the horses in each class. Inspection of saddlery and bits must be done at the direction of the technical delegate. Inspection of saddlery and bits must be done immediately as the horse leaves the arena. (See DR126.1i(1)) The checking of the bridle must be done with the greatest caution, as some horses are very touchy and sensitive about their mouths. The bit inspector must use a new protective glove for each horse. When communicable disease is a concern, any deviations to established saddlery inspection protocol must be approved by the USEF Dressage Department prior to the competition. Calipers or other measuring devices should be cleaned between each use with a non caustic disinfectant. Approach the horse quietly, ALWAYS inform the rider of your intent and ask them to loosen the noseband if necessary.


Diameter of bit is measured at the rings or cheeks of the mouthpiece.



EXAMPLES OF VARIOUS EQUIPMENT – LEGAL and ILLEGAL



This bit is NOT LEGAL due to the grooves cut into the mouthpiece. All bits must be smooth.



Examples of bit guards. Bit guards are NOT LEGAL in either the warm-up area or the competition itself.



Reins with hand-loop - NOT LEGAL, unless accompanied by a Presidential Modification allowing this style rein as a compensating aid.



No matter what brand, rein attachments similar to those pictured here are NOT LEGAL.



Complete reins that include the elastic section ARE permitted.

The difference is that this is a complete rein, not an attachment to the rein. A rein is a continuous, uninterrupted strap or line from the bridle bit to the hand. Rein additions or attachments are not permitted.



This bridle bit is NOT LEGAL as it does not meet the minimum 1 cm thickness requirement and the mouthpiece is triangular in shape and not smooth.



Snaffle bit with rotating mouthpiece. This snaffle bit is LEGAL in dressage.



Snaffle bit with double-jointed mouthpiece. This snaffle bit is LEGAL in dressage.



This single-jointed snaffle mouthpiece is LEGAL in dressage.



Snaffle bit with copper inlaid mouthpiece. This snaffle bit is LEGAL in dressage as long as the inlay is smooth and solid.



Double jointed snaffle with hinges and the single rolling piece is not smooth. This bit is NOT LEGAL for dressage.



Variation of the Baucher bit; LEGAL for dressage.



Snaffle mouthpiece exceeds dimensions of permitted tongue relief and is NOT LEGAL for use in dressage.



This snaffle mouthpiece is wire-wrapped and is NOT LEGAL to use in dressage.



This snaffle mouthpiece is hinged and is NOT LEGAL to use in dressage.



This snaffle mouthpiece is not solid and is NOT LEGAL to use in dressage.



This snaffle mouthpiece is a twisted Dr. Bristol and is NOT LEGAL to use in dressage.



Snaffle bit with double-jointed mouthpiece. This snaffle bit is LEGAL in dressage.



This type of loose ring snaffle is LEGAL for dressage.



Snaffle or bridoon with rotating disk or middle piece: THIS BIT IS NOW LEGAL as a snaffle or bridoon for all USEF and FEI levels.



Snaffle bit with adjustable mouthpiece - LEGAL for use in dressage.



Full-check snaffle with adjustable mouthpiece - LEGAL to use in dressage.




A type of Baucher bit - LEGAL to use in dressage.



This level 2 Myler has tongue relief as defined in DR126 and is LEGAL at Training through Second level and also as a snaffle at Third and Fourth levels.



This bit has a synthetic mouthpiece and one rotating piece. It is LEGAL in Training through Second level and as a snaffle in Third and Fourth levels.



Happy mouth loose ring revolver bit - NOT LEGAL to use in dressage.